Electric Drives and Controls | Hydraulics | Linear Motion and Assembly Technologies | Pneumatics | Service

Rexroth
Bosch Group

Directional valves → Pneumatically operated

Series CD07

Brochure



Directional valves → Pneumatically operated

Series CD07

	2/2-way valve, Series CD07 ► Qn = 1400 l/min ► pipe connection ► compressed air connection output: M14x1,5 ► suitable for ATEX	**3**
	3/2-way valve, Series CD07 ► Qn = 1400 l/min ► pipe connection ► compressed air connection output: M14x1,5 - G 1/4 ► suitable for ATEX	**5**
	5/2-way valve, Series CD07 ► Qn = 1200 l/min ► pipe connection ► compressed air connection output: M14x1,5 - G 1/4 ► suitable for ATEX	**7**
	5/2-way valve, Series CD07 ► Qn = 1200 l/min ► pipe connection ► compressed air connection output: G 1/4 ► cold-resistant ► suitable for ATEX	**9**
	5/3-way valve, Series CD07 ► Qn = 960 - 1070 l/min ► pipe connection ► compressed air connection output: M14x1,5 - G 1/4 ► suitable for ATEX	**11**

Accessories

	P-manifold ► for series CD07, 5/2 and 5/3-way valves	**13**
	R, P, S subbase, Series CD07	**14**
	Accessories, Series CD07 ► for R, P, S subbase	**16**
	Blanking plate, for series CD07	**16**
	Silencers, Series SI1 ► Sintered bronze	**17**
	Silencers, Series SI1 ► Sintered bronze	**18**
	Silencers, Series SI1 ► Sintered bronze	**19**
	Silencers, Series SI1 ► Polyethylene	**19**

Directional valves → Pneumatically operated

2/2-way valve, Series CD07

► Qn = 1400 l/min ► pipe connection ► compressed air connection output: M14x1,5 ► suitable for ATEX



00134148

Version	Spool valve, zero overlap
Sealing principle	soft sealing
Working pressure min./max.	-0.95 bar / 10 bar
Control pressure min./max.	2.5 bar / 10 bar
Ambient temperature min./max.	-25°C / +80°C
Medium temperature min./max.	-25°C / +80°C
Medium	Compressed air
Max. particle size	50 μm
Oil content of compressed air	0 mg/m³ - 1 mg/m³
Materials:	
Housing	Die cast zinc
Seals	Acrylonitrile Butadiene Rubber

Technical Remarks

- The pressure dew point must be at least 15 °C under ambient and medium temperature and may not exceed 3 °C.
- The oil content of air pressure must remain constant during the life cycle.
- Use only the approved oils from Bosch Rexroth, see chapter „Technical information“.

		Compressed air connection			Flow rate value		
		Input	Output	Pilot connection	Qn 1►2	Weight	Part No.
					[l/min]	[kg]	
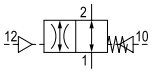	NO	M14x1,5	M14x1,5	M10x1, M16x1	1400	0.4	**5710409000**

Nominal flow Qn at 6 bar and Δp = 1 bar
Nominal flow Qn (1►2) can be throttled up to 100 l/min.

Directional valves → Pneumatically operated

2/2-way valve, Series CD07

► Qn = 1400 l/min ► pipe connection ► compressed air connection output: M14x1,5 ► suitable for ATEX

Dimensions

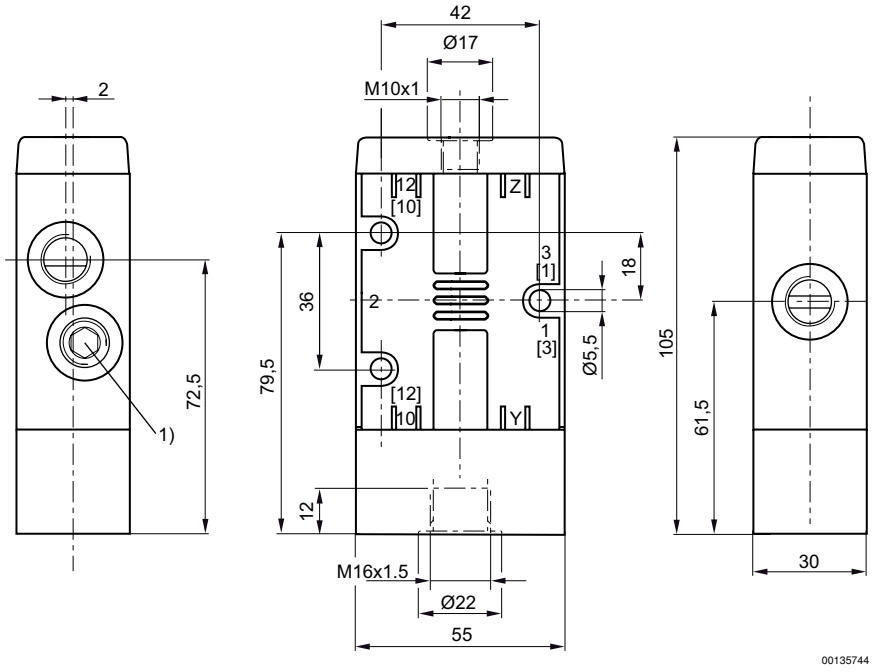

1) Blanking screw

3/2-way valve, Series CD07

► Qn = 1400 l/min ► pipe connection ► compressed air connection output: M14x1,5 - G 1/4 ► suitable for ATEX



00134148

Version	Spool valve, zero overlap
Sealing principle	soft sealing
Working pressure min./max.	-0.95 bar / 10 bar
Control pressure min./max.	See table below
Ambient temperature min./max.	See table below
Medium temperature min./max.	See table below
Medium	Compressed air
Max. particle size	50 μm
Oil content of compressed air	0 mg/m³ - 1 mg/m³
Materials:	
Housing	Die cast zinc
Seals	Acrylonitrile Butadiene Rubber

Technical Remarks

- The pressure dew point must be at least 15 °C under ambient and medium temperature and may not exceed 3 °C.
- The oil content of air pressure must remain constant during the life cycle.
- Use only the approved oils from Bosch Rexroth, see chapter „Technical information“.
- option valve: The input and output compressed air connections can be exchanged.The valve can thereby be used in the NC or NO operating mode.

			Compressed air connection				Flow rate value				
		version pneumatic port	Input	Output	Exhaust	Pilot connection	Qn	Qn 1►2	Qn 2►3	Control pressure min./max.	Part No.
									[l/min]	[bar]	
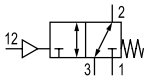	NO/NC	-	M14x1,5	M14x1,5	M14x1,5	M10x1	1400	1400	1400	3 / 10	**5710400000**
		-	M14x1,5	M14x1,5	M14x1,5	M10x1				4 / 10	**5710400090**
		according to ISO 228-1	G 1/4	G 1/4	G 1/4	G 1/8				3 / 10	**5710400100**
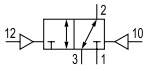	NO/NC	-	M14x1,5	M14x1,5	M14x1,5	M10x1	1400	1400	1400	2 / 10	**5710401000**
		according to ISO 228-1	G 1/4	G 1/4	G 1/4	G 1/8					**5710401100**

Part No.	Ambient temperature min./max.	Medium temperature min./max.	Weight
			[kg]
5710400000	-25°C / +80°C	-25°C / +80°C	
5710400090	-35°C / +80°C	-35°C / +80°C	0.4
5710400100	-25°C / +80°C	-25°C / +80°C	
5710401000 **5710401100**	-25°C / +80°C	-25°C / +80°C	0.4

Nominal flow Qn at 6 bar and Δp = 1 bar

3/2-way valve, Series CD07

► Qn = 1400 l/min ► pipe connection ► compressed air connection output: M14x1,5 - G 1/4 ► suitable for ATEX

Dimensions

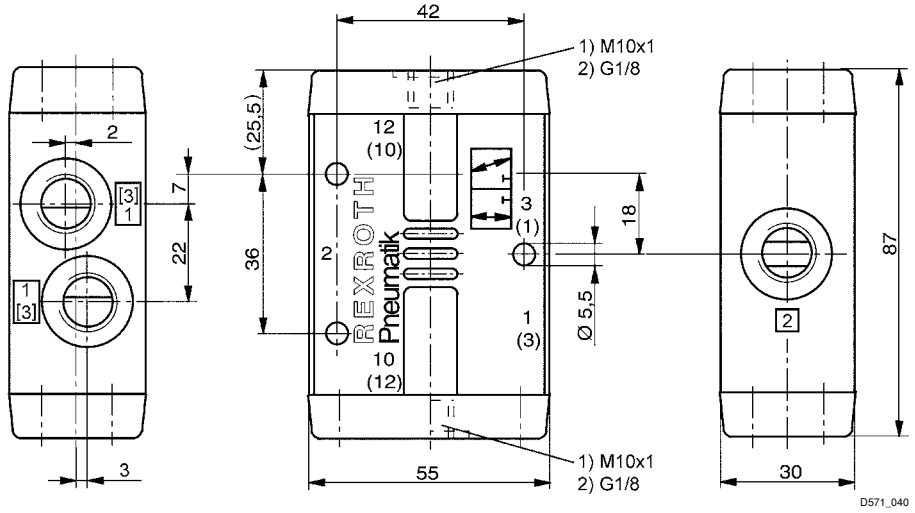

Directional valves → Pneumatically operated

5/2-way valve, Series CD07

► Qn = 1200 l/min ► pipe connection ► compressed air connection output: M14x1,5 - G 1/4 ► suitable for ATEX



Version	Spool valve, zero overlap
Sealing principle	soft sealing
Mounting on manifold strip	P-strip, PRS strip
Working pressure min./max.	-0.95 bar / 10 bar
Control pressure min./max.	See table below
Ambient temperature min./max.	-25°C / +80°C
Medium temperature min./max.	-25°C / +80°C
Medium	Compressed air
Max. particle size	50 μm
Oil content of compressed air	0 mg/m³ - 1 mg/m³
Materials:	
Housing	Die cast zinc
Seals	Acrylonitrile Butadiene Rubber

Technical Remarks

- The pressure dew point must be at least 15 °C under ambient and medium temperature and may not exceed 3 °C.
- The oil content of air pressure must remain constant during the life cycle.
- Use only the approved oils from Bosch Rexroth, see chapter „Technical information“.

		Compressed air connection				Flow rate value						
	version pneumatic port	Input	Output	Exhaust	Pilot connection	Qn	Qn 1►2	Qn 2►3	Control pressure min./max.		Note	Part No.
								[l/min]	[bar]	[kg]		
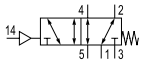	-				M10x1						-	**5710500000**
	-				M10x1						1)	5710509300
	according to ISO 228-1	G 1/4	G 1/4	G 1/4	G 1/8	1200	1200	1200	3 / 10	0.5	-	**5710500100**
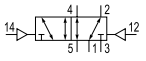	-				M10x1							**5710501000**
	according to ISO 228-1	G 1/4	G 1/4	G 1/4	G 1/8	1200	1200	1200	2 / 10	0.5	-	**5710501100**

1) Protected against dust
Nominal flow Qn at 6 bar and Δp = 1 bar

5/2-way valve, Series CD07

► Qn = 1200 l/min ► pipe connection ► compressed air connection output: M14x1,5 - G 1/4 ► suitable for ATEX

Dimensions

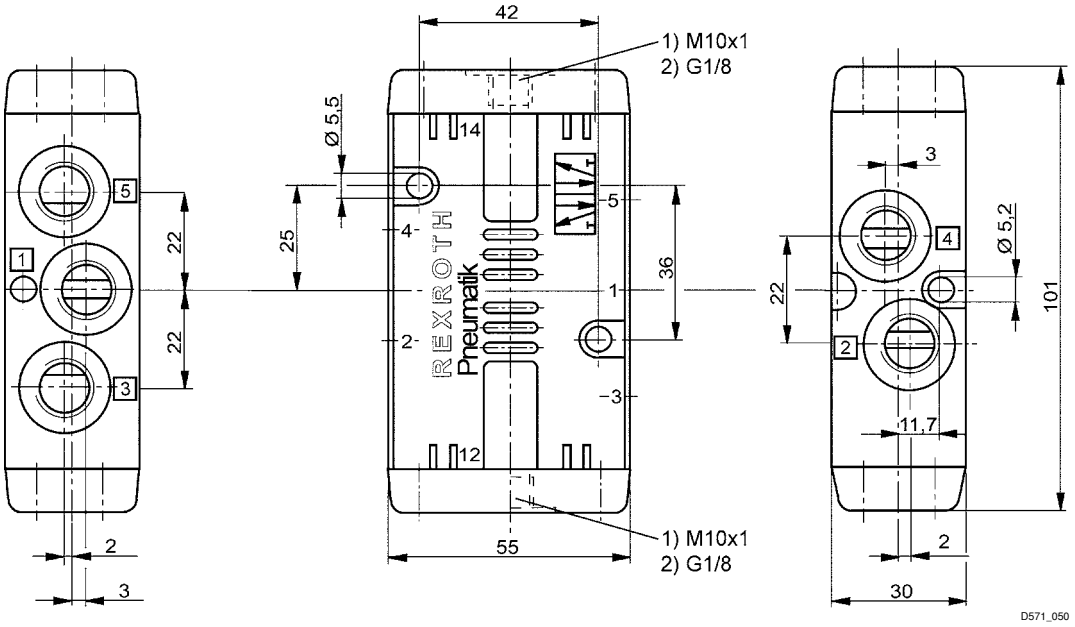

5/2-way valve, Series CD07

► Qn = 1200 l/min ► pipe connection ► compressed air connection output: G 1/4 ► cold-resistant ► suitable for ATEX



00134149

Version	Spool valve, zero overlap
Sealing principle	soft sealing
Mounting on manifold strip	P-strip, PRS strip
Working pressure min./max.	-0.95 bar / 10 bar
Control pressure min./max.	See table below
Ambient temperature min./max.	-40°C / +70°C
Medium temperature min./max.	-40°C / +70°C
Medium	Compressed air
Max. particle size	50 μm
Oil content of compressed air	0 mg/m³ - 1 mg/m³
Compressed air connection	according to ISO 228-1
Materials:	
Housing	Die cast zinc
Seals	Acrylonitrile Butadiene Rubber; Polyurethane

Technical Remarks

- The pressure dew point must be at least 15 °C under ambient and medium temperature and may not exceed 3 °C.
- The oil content of air pressure must remain constant during the life cycle.
- Use only the approved oils from Bosch Rexroth, see chapter „Technical information“.

	Compressed air connection				Flow rate value					
	Input	**Output**	**Exhaust**	**Pilot connection**	**Qn**	**Qn 1►2**	**Qn 2►3**	**Control pressure min./max.**	**Weight**	**Part No.**
							[l/min]	**[bar]**	**[kg]**	
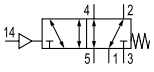	G 1/4	G 1/4	G 1/4	G 1/8	1200	1200	1200	3.5 / 10	0.5	**5710500190**
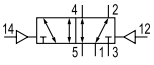	G 1/4	G 1/4	G 1/4	G 1/8	1200	1200	1200	3 / 10	0.5	**5710501190**
Nominal flow Qn at 6 bar and Δp = 1 bar										

5/2-way valve, Series CD07

► Qn = 1200 l/min ► pipe connection ► compressed air connection output: G 1/4 ► cold-resistant ► suitable for ATEX

Dimensions

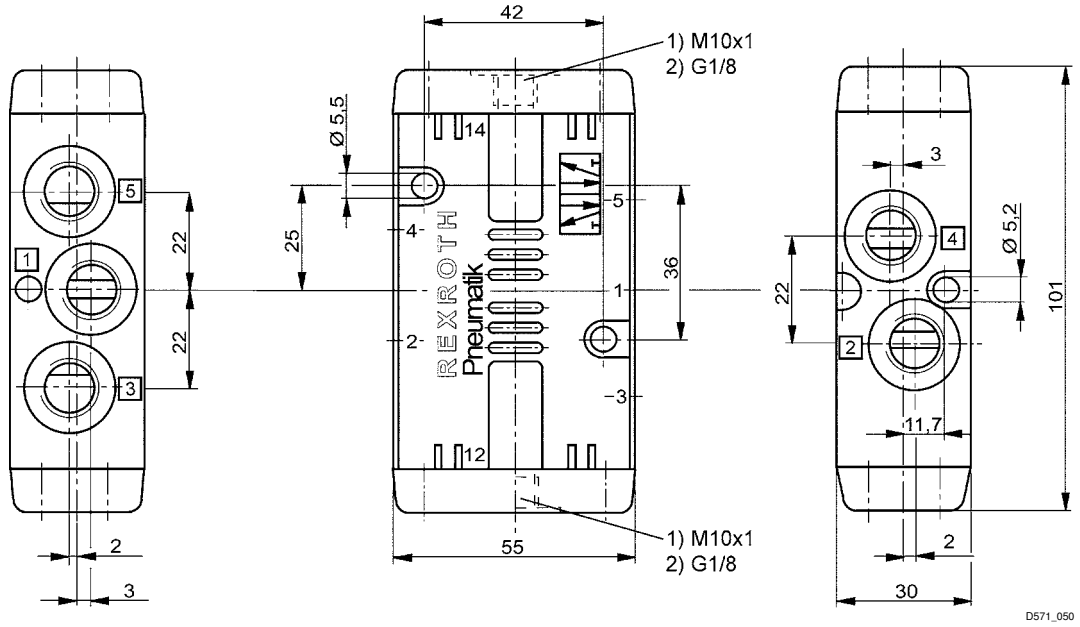

Directional valves → Pneumatically operated

5/3-way valve, Series CD07

► Qn = 960 - 1070 l/min ► pipe connection ► compressed air connection output: M14x1,5 - G 1/4 ► suitable for ATEX



00134150

Version	Spool valve, zero overlap
Sealing principle	soft sealing
Mounting on manifold strip	P-strip, PRS strip
Working pressure min./max.	-0.95 bar / 10 bar
Control pressure min./max.	3 bar / 10 bar
Ambient temperature min./max.	-25°C / +80°C
Medium temperature min./max.	-25°C / +80°C
Medium	Compressed air
Max. particle size	50 μm
Oil content of compressed air	0 mg/m³ - 1 mg/m³
Materials:	
Housing	Die cast zinc; Polyamide, fiber-glass reinforced
Seals	Acrylonitrile Butadiene Rubber

Technical Remarks

- The pressure dew point must be at least 15 °C under ambient and medium temperature and may not exceed 3 °C.
- The oil content of air pressure must remain constant during the life cycle.
- Use only the approved oils from Bosch Rexroth, see chapter „Technical information“.

		Compressed air connection				Flow rate value			
	version pneumatic port	Input	Output	Exhaust	Pilot connection	Qn 1►2	Qn 2►3	Weight	Part No.
							[l/min]	[kg]	
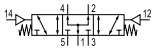	-	M14x1,5	M14x1,5	M14x1,5	M10x1	960	900	1.15	**R412008118**
	according to ISO 228-1	G 1/4	G 1/4	G 1/4	G 1/8				5710502100
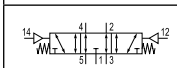	according to ISO 228-1	G 1/4	G 1/4	G 1/4	G 1/8	1030	880	1.15	**5710502110**
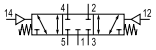	according to ISO 228-1	G 1/4	G 1/4	G 1/4	G 1/8	1070	950	1.15	**5710502120**
Nominal flow Qn at 6 bar and Δp = 1 bar									

5/3-way valve, Series CD07

► Qn = 960 - 1070 l/min ► pipe connection ► compressed air connection output: M14x1,5 - G 1/4 ► suitable for ATEX

Dimensions

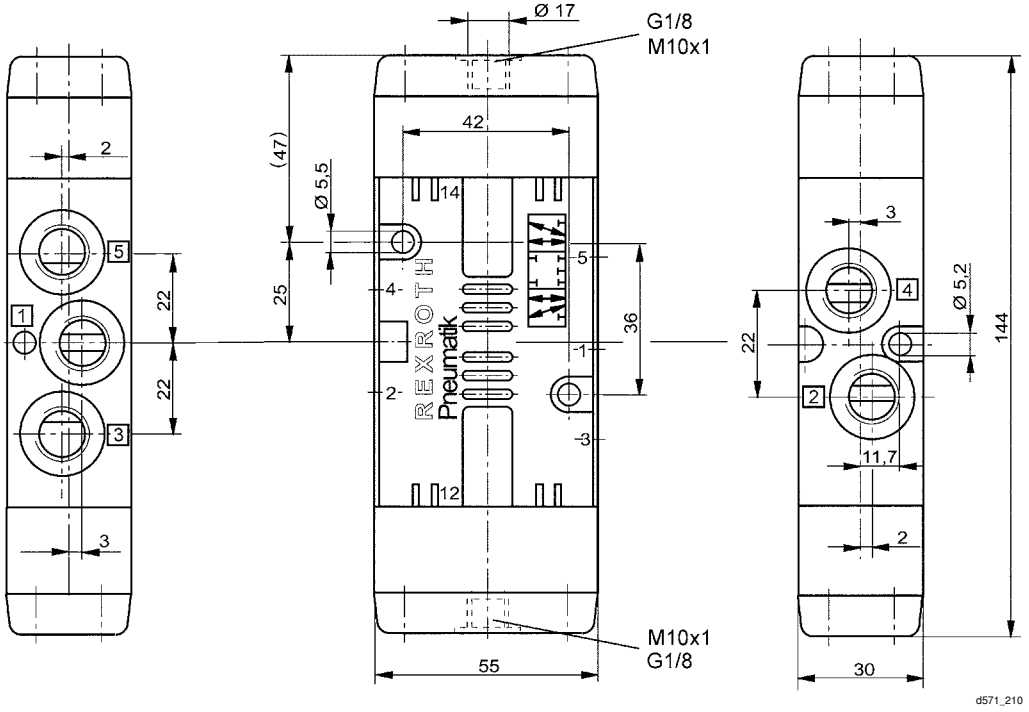

Series CD07
Accessories

P-manifold
► for series CD07, 5/2 and 5/3-way valves



3337-121

Ambient temperature min./max.	-25 °C / +80 °C
Medium temperature min./max.	-25 °C / +80 °C
Medium	Compressed air
Working pressure min./max.	-0.95 bar / 16 bar
Exhaust (3,5)	unrestricted exhaust
Compressed air connection	according to ISO 228-1
Materials:	
Subbase	Aluminum; Polyoxymethylene
Seals	Acrylonitrile Butadiene Rubber
Mounting bracket	Steel

Technical Remarks

- The pressure dew point must be at least 15 °C under ambient and medium temperature and may not exceed 3 °C.
- The oil content of air pressure must remain constant during the life cycle.
- Use only the approved oils from Bosch Rexroth, see chapter „Technical information“.

Compressed air connection	Number of valve positions	Weight	Part No.
Input			
[1]		[kg]	
	2	0.277	**3337120222**
	3	0.338	**3337120232**
	4	0.401	**3337120242**
	5	0.462	**3337120252**
	6	0.52	**3337120262**
Ø 10x1	7	0.595	**3337120272**
	8	0.64	3337120282
	9	0.705	3337120292
	10	0.773	3337120302
	11	0.82	3337120312
	12	0.914	**3337120322**

Directional valves → Pneumatically operated

Series CD07
Accessories

Dimensions

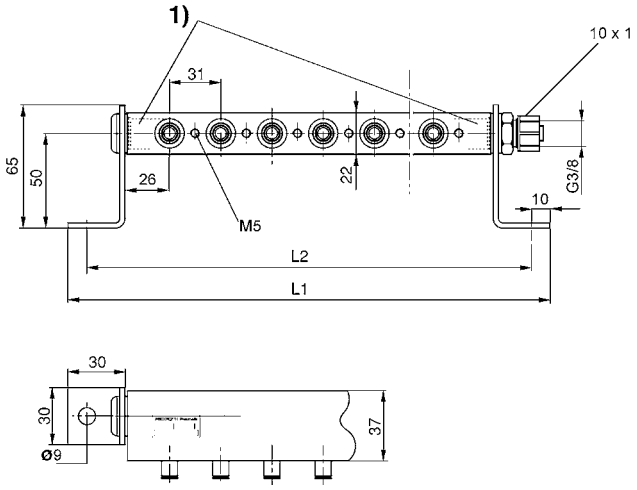

1) Only use fittings with max. length of thread engagement equal to 12 mm.

Part No.	L1	L2										
3337120222	152	132										
3337120232	183	163										
3337120242	214	194										
3337120252	245	225										
3337120262	276	256										
3337120272	307	287										
3337120282	338	318										
3337120292	369	349										
3337120302	400	380										
3337120312	431	411										
3337120322	462	442										

R, P, S subbase, Series CD07



Ambient temperature min./max.	-25 °C / +80 °C
Medium temperature min./max.	-25 °C / +80 °C
Medium	Compressed air
Working pressure min./max.	-0.95 bar / 16 bar
Exhaust (3,5)	With directional exhaust (3/5)
	Ports separated
Compressed air connection	according to ISO 228-1
Materials:	
Subbase	Aluminum; Polyoxymethylene
Seals	Acrylonitrile Butadiene Rubber

Series CD07
Accessories

Technical Remarks
■ The pressure dew point must be at least 15 °C under ambient and medium temperature and may not exceed 3 °C.
■ The oil content of air pressure must remain constant during the life cycle.
■ Use only the approved oils from Bosch Rexroth, see chapter „Technical information“.

Compressed air connection			Number of valve positions	Weight	Part No.
Input	Exhaust	Pilot connection			
[1]	[3 / 5]	[X]		[kg]	
G 1/2	G 1/2	G 1/8	4	1.446	**8985072042**
			6	1.94	**8985072062**
			8	2.422	**8985072082**
			10	2.943	8985072102
			12	3.401	**8985072122**

Dimensions

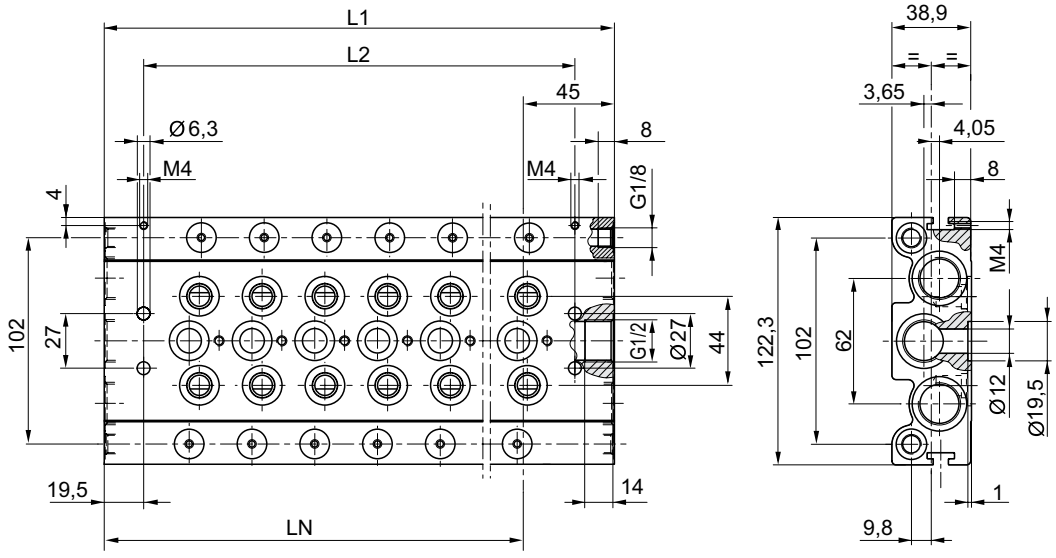

00138184

Part No.	L1	L2	LN									
8985072042	183	144	138									
8985072062	245	206	200									
8985072082	307	268	262									
8985072102	369	330	324									
8985072122	431	392	386									

Series CD07
Accessories

Accessories, Series CD07
► for R, P, S subbase



16412

Fig.1

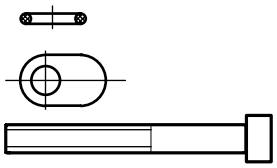

Fig.2

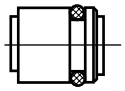

Fig.3

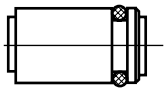

00133201

Part No.	Type	Weight [kg]	Delivery quantity [Piece]	Fig.					
3354600002	mounting kit for 10 valves, delivery incl. seals and mounting screws	0.125	1	Fig. 1					
3354600082	P plug	0.022	1	Fig. 2					
3354600072	R/S plug	0.023	2	Fig. 3					

Blanking plate, for series CD07



16413

Ambient temperature min./max.	-25 °C / +80 °C
Medium temperature min./max.	-25 °C / +80 °C
Medium	Compressed air
Working pressure min./max.	-0.95 bar / 16 bar
Number of valve positions	1
Materials:	
Subbase	Aluminum
Seals	Acrylonitrile Butadiene Rubber

Weight [kg]	Part No.
0.181	**3354601024**

Series CD07
Accessories

Dimensions

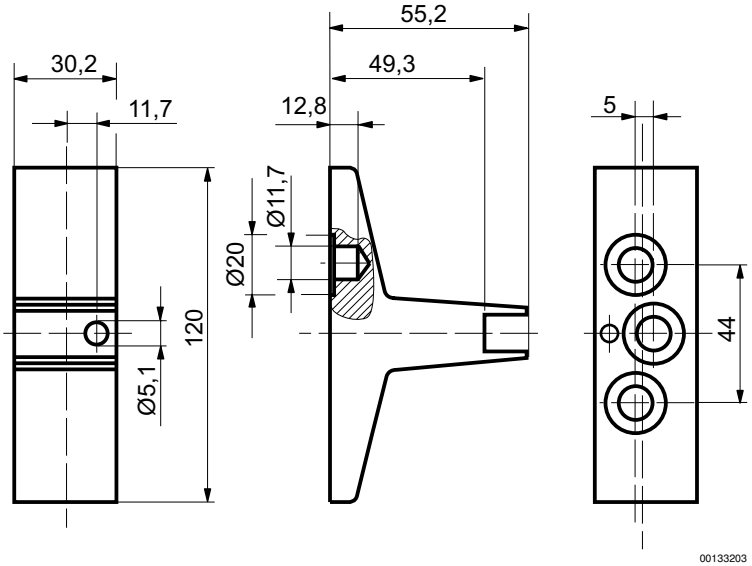

Silencers, Series SI1
► **Sintered bronze**



Working pressure min./max.	0 bar / 10 bar
Ambient temperature min./max.	-25°C / +80°C
Medium	Compressed air
Materials:	
Silencers	Sintered bronze
Thread	Brass

Dimensions

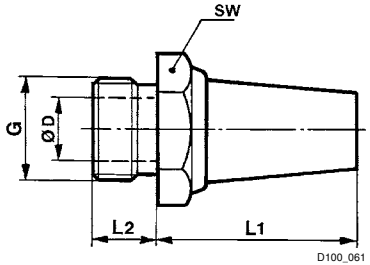

Directional valves → Pneumatically operated

Series CD07
Accessories

Part No.	Port G	Sound pressure level [db(A)]	Qn [l/min]	SW	Ø D	L1	L2	Weight [kg]	Delivery quantity [Piece]	
1827000001	G 1/4	79	2900	17	8.5	25	8	0.02	10	
R412004817	G 1/4	-	-	16	8.5	18.7	7.6	0.013	10	
Sound pressure level measured at 6 bar at 1 m distance										

Silencers, Series SI1
► Sintered bronze



Working pressure min./max.	0 bar / 10 bar
Ambient temperature min./max.	-25°C / +80°C
Medium	Compressed air
Materials:	
Silencers	Sintered bronze
Thread	Brass

Dimensions

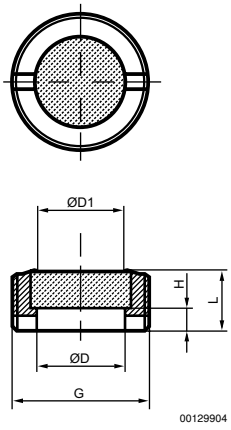

Part No.	Port G	Ø D	Ø D1	H	L	Delivery quantity [Piece]					
R414000155	G 1/4	8	6	3	6	10					

Series CD07
Accessories

Silencers, Series SI1
► Sintered bronze



P100_037

Working pressure min./max.	0 bar / 10 bar
Ambient temperature min./max.	-25°C / +80°C
Medium	Compressed air
Materials:	
Silencers	Sintered bronze
Thread	Brass

Dimensions

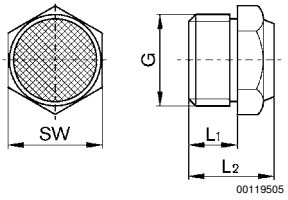

Part No.	Port G	Sound pressure level [db(A)]	Qn [l/min]	L1	L2	SW	Weight [kg]	Delivery quantity [Piece]		
1827000033	G 1/4	88	900	8	13.5	17	0.01	10		
Sound pressure level measured at 6 bar at 1 m distance										

Silencers, Series SI1
► Polyethylene



P100_064

Working pressure min./max.	0 bar / 10 bar
Ambient temperature min./max.	-25°C / +80°C
Medium	Compressed air
Materials:	
Silencers	Polyethylene
Thread	Polyethylene

Dimensions

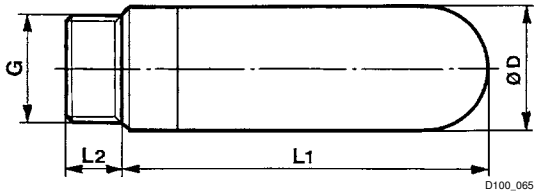

Series CD07
Accessories

Part No.	Port G	Sound pressure level [db(A)]	Qn [l/min]	Ø D	L1	L2	Weight [kg]	Delivery quantity [Piece]		
1827000020	G 1/4	80	3100	15.5	34.5	8	0.003	5		
Sound pressure level measured at 6 bar at 1 m distance										

Rexroth
Bosch Group

Bosch Rexroth AG
Pneumatics
Ulmer Straße 4
D - 30880 Laatzen
Phone +49 511 2136-0
Fax +49 511 2136-2 69
sales-pneumatics@boschrexroth.de
www.boschrexroth.com/pneumatics

Your contact:

Canada
Bosch Rexroth Canada Corp.
3426 Mainway Drive
Burlington, Ontario L7M 1A8
Tel. +1 905 335-5511
Fax +1 905 335-4184

Australia
Bosch Rexroth Pty. Ltd.
3 Valediction Road
Kings Park NSW 2148
Sydney
Tel. +61 2 9831-7788
Fax +61 2 9831-5553

U.S.A.
Bosch Rexroth Corp.
1953 Mercer Road
Lexington, KY 40511-1021
Kentucky
Tel. +1 859 254-8031
Fax +1 859 254-4188

Great Britain
Bosch Rexroth Ltd.
Broadway Lane
South Cerney
Cirencester, GL7 5UH
Gloucestershire
Tel. +44 1285 86-3000
Fax +44 1285 86-3003

further contacts:
www.boschrexroth.com/addresses

The data specified above only serve to describe the product. No statements concerning a certain condition or suitability for a certain application can be derived from our information. The information given does not release the user from the obligation of own judgment and verification. It must be remembered that our products are subject to a natural process of wear and aging.

© This document, as well as the data, specifications and other informations set forth in it, are the exclusive property of Bosch Rexroth AG. Without their consent it may not be reproduced or given to third parties.

Subject to modifications.

Online-PDF
29-04-2012